















# Comune di Pontedera

## ELEZIONI DEL PARLAMENTO EUROPEO

## VOTI DI LISTA TOTALI

dal 06/06/2009 al 07/06/2009

sezioni scrutinate 29 su 29

LISTA		VOTI	
9	 PARTITO DEMOCRATICO	<b>6.372</b>	40,51%
2	 IL POPOLO DELLA LIBERTA'	<b>4.904</b>	31,18%
13	 ITALIA DEI VALORI	<b>1.012</b>	6,43%
12	 LEGA NORD	<b>786</b>	5,00%
3	 RIFONDAZIONE COMUNISTI ITALIANI	<b>745</b>	4,74%
6	 UNIONE DI CENTRO	<b>709</b>	4,51%
11	 LISTA EMMA BONINO MARCO PANNELLA	<b>360</b>	2,29%
1	 SINISTRA E LIBERTA'	<b>360</b>	2,29%
8	 PARTITO COMUNISTA DEI LAVORATORI	<b>154</b>	0,98%
7	 DESTRA SOCIALE	<b>143</b>	0,91%
5	 FORZA NUOVA	<b>125</b>	0,79%
10	 L'AUTONOMIA PENSIONATI	<b>43</b>	0,27%
4	 LIBERAL DEMOCRATICI RIFORMISTI	<b>15</b>	0,10%
	ELETTORI	<b>21.599</b>	
	VOTANTI MASCHI	<b>7.955</b>	78,49%
	VOTANTI FEMMINE	<b>8.537</b>	74,47%
	VOTANTI TOTALI	<b>16.492</b>	76,36%
	VALIDI	<b>15.728</b>	95,37%
	SCHEDE BIANCHE	<b>392</b>	2,38%
	SCHEDE NULLE	<b>372</b>	2,26%
	CONTESTATE PROVVISORIAMENTE NON ASSEGNATE	<b>0</b>	0,00%



dal 06/06/2009 al 07/06/2009

29 sezioni su 29

Sez	SIN.	PDL	RIF.	LIBER	FORZA	UDC	DESTR	P. CO	PD	PENSI	BONIN	LEGA	ITAL
1	15 3,50%	153 35,75%	20 4,67%	0 0,00%	5 1,17%	25 5,84%	3 0,70%	1 0,23%	134 31,31%	1 0,23%	18 4,21%	21 4,91%	32 7,48%
2	19 3,21%	227 38,41%	29 4,91%	1 0,17%	7 1,18%	32 5,41%	5 0,85%	9 1,52%	175 29,61%	2 0,34%	28 4,74%	28 4,74%	29 4,91%
3	16 3,11%	200 38,83%	18 3,50%	1 0,19%	2 0,39%	33 6,41%	8 1,55%	4 0,78%	159 30,87%	3 0,58%	16 3,11%	24 4,66%	31 6,02%
4	13 2,54%	189 36,91%	15 2,93%	0 0,00%	3 0,59%	21 4,10%	3 0,59%	5 0,98%	187 36,52%	3 0,59%	21 4,10%	26 5,08%	26 5,08%
5	10 1,82%	182 33,21%	23 4,20%	0 0,00%	4 0,73%	20 3,65%	7 1,28%	7 1,28%	222 40,51%	1 0,18%	11 2,01%	23 4,20%	38 6,93%
6	16 2,90%	210 38,04%	36 6,52%	1 0,18%	3 0,54%	22 3,99%	7 1,27%	5 0,91%	192 34,78%	1 0,18%	16 2,90%	16 2,90%	27 4,89%
7	7 1,35%	212 40,85%	25 4,82%	0 0,00%	0 0,00%	21 4,05%	4 0,77%	6 1,16%	157 30,25%	0 0,00%	16 3,08%	25 4,82%	46 8,86%
8	13 2,96%	121 27,56%	26 5,92%	0 0,00%	7 1,59%	22 5,01%	6 1,37%	4 0,91%	174 39,64%	0 0,00%	15 3,42%	18 4,10%	33 7,52%
9	14 2,63%	129 24,25%	30 5,64%	0 0,00%	2 0,38%	26 4,89%	1 0,19%	5 0,94%	245 46,05%	0 0,00%	12 2,26%	28 5,26%	40 7,52%
10	14 2,70%	130 25,10%	37 7,14%	0 0,00%	8 1,54%	16 3,09%	7 1,35%	3 0,58%	248 47,88%	0 0,00%	6 1,16%	18 3,47%	31 5,98%
11	20 3,17%	174 27,58%	40 6,34%	0 0,00%	2 0,32%	16 2,54%	6 0,95%	13 2,06%	256 40,57%	7 1,11%	6 0,95%	42 6,66%	49 7,77%
12	4 1,04%	118 30,65%	37 9,61%	0 0,00%	5 1,30%	18 4,68%	0 0,00%	3 0,78%	168 43,64%	0 0,00%	3 0,78%	13 3,38%	16 4,16%
13	9 1,81%	155 31,12%	25 5,02%	0 0,00%	3 0,60%	27 5,42%	4 0,80%	8 1,61%	197 39,56%	3 0,60%	12 2,41%	26 5,22%	29 5,82%
14	10 2,23%	134 29,84%	28 6,24%	1 0,22%	4 0,89%	21 4,68%	4 0,89%	4 0,89%	173 38,53%	0 0,00%	11 2,45%	29 6,46%	30 6,68%
15	12 2,21%	147 27,07%	14 2,58%	0 0,00%	2 0,37%	25 4,60%	3 0,55%	1 0,18%	256 47,15%	2 0,37%	13 2,39%	30 5,52%	38 7,00%
16	20 2,93%	246 36,02%	15 2,20%	1 0,15%	5 0,73%	39 5,71%	2 0,29%	3 0,44%	254 37,19%	2 0,29%	13 1,90%	41 6,00%	42 6,15%
17	11 2,40%	145 31,59%	19 4,14%	0 0,00%	5 1,09%	28 6,10%	4 0,87%	2 0,44%	179 39,00%	2 0,44%	7 1,53%	37 8,06%	20 4,36%
18	15 2,58%	235 40,38%	20 3,44%	2 0,34%	5 0,86%	29 4,98%	2 0,34%	6 1,03%	191 32,82%	2 0,34%	19 3,26%	29 4,98%	27 4,64%
19	10 1,85%	198 36,67%	20 3,70%	2 0,37%	4 0,74%	26 4,81%	5 0,93%	7 1,30%	203 37,59%	3 0,56%	11 2,04%	24 4,44%	27 5,00%
20	16 2,75%	141 24,27%	23 3,96%	0 0,00%	5 0,86%	27 4,65%	7 1,20%	8 1,38%	254 43,72%	1 0,17%	15 2,58%	31 5,34%	53 9,12%
21	12 1,83%	139 21,25%	45 6,88%	1 0,15%	4 0,61%	20 3,06%	5 0,76%	8 1,22%	339 51,83%	0 0,00%	8 1,22%	30 4,59%	43 6,57%
22	13 1,53%	220 25,97%	53 6,26%	0 0,00%	9 1,06%	22 2,60%	9 1,06%	8 0,94%	407 48,05%	1 0,12%	11 1,30%	50 5,90%	44 5,19%
23	9 2,75%	92 28,13%	15 4,59%	0 0,00%	1 0,31%	29 8,87%	8 2,45%	5 1,53%	123 37,61%	1 0,31%	4 1,22%	19 5,81%	21 6,42%
24	13 1,90%	227 33,19%	33 4,82%	1 0,15%	9 1,32%	28 4,09%	7 1,02%	4 0,58%	269 39,33%	1 0,15%	16 2,34%	34 4,97%	42 6,14%
25	11 1,97%	144 25,85%	22 3,95%	0 0,00%	1 0,18%	30 5,39%	3 0,54%	8 1,44%	264 47,40%	1 0,18%	6 1,08%	28 5,03%	39 7,00%
26	9 2,09%	106 24,65%	13 3,02%	1 0,23%	6 1,40%	30 6,98%	6 1,40%	3 0,70%	217 50,47%	2 0,47%	6 1,40%	15 3,49%	16 3,72%
27	15 1,55%	301 31,16%	37 3,83%	1 0,10%	8 0,83%	26 2,69%	9 0,93%	9 0,93%	395 40,89%	3 0,31%	23 2,38%	52 5,38%	87 9,01%
28	13 1,82%	218 30,49%	25 3,50%	2 0,28%	6 0,84%	28 3,92%	7 0,98%	4 0,56%	311 43,50%	1 0,14%	17 2,38%	29 4,06%	54 7,55%
29	1 2,33%	11 25,58%	2 4,65%	0 0,00%	0 0,00%	2 4,65%	1 2,33%	1 2,33%	23 53,49%	0 0,00%	0 0,00%	0 0,00%	2 4,65%
TOT.	360 2,29%	4.904 31,18%	745 4,74%	15 0,10%	125 0,79%	709 4,51%	143 0,91%	154 0,98%	6.372 40,51%	43 0,27%	360 2,29%	786 5,00%	1.012 6,43%

