











Bianche 3,56% - 586
 Nulle 2,61% - 429
 V. Nulli 0,00% - 0
 PRESID. 0,00% - 0
 Contestate NA 0,00% - 0





dal 06/06/2009 al 07/06/2009

sezioni scrutinate 29 su 29

LISTA		VOTI	
8	 PARTITO DEMOCRATICO	6.427	44,12%
4	 IL POPOLO DELLA LIBERTA'	4.282	29,40%
5	 DI PIETRO ITALIA DEI VALORI	885	6,08%
9	 RIFONDAZIONE COMUNISTI ITALIANI	825	5,66%
2	 LEGA NORD BOSSI	815	5,59%
10	 CASINI UNIONE DI CENTRO	549	3,77%
6	 LA SINISTRA PISA	296	2,03%
1	 LA DESTRA	248	1,70%
7	 PARTITO SOCIALISTA	183	1,26%
3	 PENSIONATI DEMOCRATICI ITALIANI	57	0,39%
	ELETTORI	21.705	
	VOTANTI MASCHI	7.929	77,66%
	VOTANTI FEMMINE	8.510	74,03%
	VOTANTI TOTALI	16.439	75,74%
	VALIDI	14.567	88,61%
	SCHEDE BIANCHE	586	3,56%
	SCHEDE NULLE	429	2,61%
	Voti Nulli	0	0,00%
	VOTANTI SOLO PRESIDENTE	857	5,21%
	CONTESTATE PROVVISORIAMENTE NON ASSEGNATE	0	0,00%



dal 06/06/2009 al 07/06/2009

sezioni 29 su 29

Sez	la DE	LEGA	PENSI	PDL	ITAL	LA SI	P. SO	PD	RIF -	UDC
1	7 1,73%	26 6,42%	1 0,25%	141 34,81%	31 7,65%	18 4,44%	4 0,99%	133 32,84%	20 4,94%	24 5,93%
2	17 3,18%	35 6,54%	3 0,56%	182 34,02%	27 5,05%	16 2,99%	14 2,62%	185 34,58%	31 5,79%	25 4,67%
3	13 2,71%	29 6,05%	3 0,63%	167 34,86%	32 6,68%	18 3,76%	7 1,46%	166 34,66%	23 4,80%	21 4,38%
4	9 1,88%	27 5,64%	0 0,00%	161 33,61%	29 6,05%	6 1,25%	5 1,04%	206 43,01%	23 4,80%	13 2,71%
5	9 1,77%	23 4,53%	3 0,59%	162 31,89%	24 4,72%	14 2,76%	4 0,79%	215 42,32%	29 5,71%	25 4,92%
6	9 1,76%	18 3,53%	2 0,39%	188 36,86%	27 5,29%	9 1,76%	9 1,76%	189 37,06%	42 8,24%	17 3,33%
7	6 1,28%	20 4,26%	0 0,00%	178 37,95%	32 6,82%	6 1,28%	10 2,13%	163 34,75%	35 7,46%	19 4,05%
8	10 2,38%	22 5,23%	2 0,48%	111 26,37%	37 8,79%	3 0,71%	12 2,85%	169 40,14%	37 8,79%	18 4,28%
9	6 1,17%	25 4,89%	4 0,78%	122 23,87%	37 7,24%	6 1,17%	9 1,76%	247 48,34%	34 6,65%	21 4,11%
10	10 2,00%	23 4,61%	1 0,20%	118 23,65%	26 5,21%	6 1,20%	10 2,00%	254 50,90%	42 8,42%	9 1,80%
11	11 1,84%	49 8,21%	2 0,34%	168 28,14%	39 6,53%	7 1,17%	11 1,84%	239 40,03%	54 9,05%	17 2,85%
12	2 0,54%	12 3,22%	0 0,00%	108 28,95%	17 4,56%	4 1,07%	5 1,34%	178 47,72%	41 10,99%	6 1,61%
13	8 1,73%	33 7,14%	4 0,87%	131 28,35%	18 3,90%	5 1,08%	3 0,65%	211 45,67%	25 5,41%	24 5,19%
14	8 1,96%	28 6,85%	0 0,00%	125 30,56%	22 5,38%	5 1,22%	5 1,22%	176 43,03%	25 6,11%	15 3,67%
15	7 1,39%	20 3,98%	1 0,20%	132 26,24%	28 5,57%	18 3,58%	5 0,99%	261 51,89%	15 2,98%	16 3,18%
16	11 1,74%	49 7,77%	3 0,48%	210 33,28%	33 5,23%	7 1,11%	4 0,63%	269 42,63%	14 2,22%	31 4,91%
17	10 2,35%	33 7,75%	2 0,47%	123 28,87%	12 2,82%	14 3,29%	4 0,94%	184 43,19%	18 4,23%	26 6,10%
18	6 1,13%	34 6,40%	4 0,75%	203 38,23%	31 5,84%	12 2,26%	4 0,75%	192 36,16%	22 4,14%	23 4,33%
19	4 0,82%	23 4,74%	0 0,00%	181 37,32%	25 5,15%	7 1,44%	3 0,62%	201 41,44%	22 4,54%	19 3,92%
20	10 1,85%	22 4,07%	3 0,55%	127 23,48%	49 9,06%	12 2,22%	4 0,74%	267 49,35%	31 5,73%	16 2,96%
21	5 0,80%	31 4,98%	1 0,16%	130 20,87%	39 6,26%	8 1,28%	3 0,48%	343 55,06%	46 7,38%	17 2,73%
22	10 1,25%	59 7,38%	1 0,13%	196 24,50%	36 4,50%	15 1,88%	9 1,13%	401 50,13%	54 6,75%	19 2,38%
23	5 1,69%	13 4,39%	1 0,34%	91 30,74%	21 7,09%	4 1,35%	3 1,01%	129 43,58%	18 6,08%	11 3,72%
24	10 1,71%	29 4,97%	2 0,34%	174 29,79%	35 5,99%	17 2,91%	6 1,03%	267 45,72%	22 3,77%	22 3,77%
25	4 0,79%	25 4,91%	3 0,59%	127 24,95%	30 5,89%	16 3,14%	5 0,98%	259 50,88%	17 3,34%	23 4,52%
26	6 1,51%	20 5,03%	1 0,25%	94 23,62%	21 5,28%	10 2,51%	7 1,76%	213 53,52%	10 2,51%	16 4,02%
27	20 2,27%	49 5,56%	0 0,00%	245 27,78%	81 9,18%	16 1,81%	7 0,79%	394 44,67%	40 4,54%	30 3,40%
28	15 2,28%	38 5,77%	8 1,21%	178 27,01%	44 6,68%	13 1,97%	10 1,52%	296 44,92%	33 5,01%	24 3,64%
29	0 0,00%	0 0,00%	2 4,76%	9 21,43%	2 4,76%	4 9,52%	1 2,38%	20 47,62%	2 4,76%	2 4,76%
TOT.	248 1,70%	815 5,59%	57 0,39%	4.282 29,40%	885 6,08%	296 2,03%	183 1,26%	6.427 44,12%	825 5,66%	549 3,77%

